


**CONDITION OF THE TREASURY OF
LINCOLN COUNTY, NEBRASKA
JULY 1, 2011 TO DECEMBER 31, 2011**

BANKS

INVESTMENTS AND BANK DEPOSITS-----	\$16,273,088.76
TOTAL CASH (OFFICE)-----	\$ 25,736.51
TOTAL CASH AND DUE FROM BANKS-----	\$16,298,825.27

I, SUE FLECK, TREASURER OF LINCOLN COUNTY, NEBRASKA, CERTIFY THIS STATEMENT TO BE CORRECT. THERE ARE NO REGISTERED WARRANTS/ORDERS OUTSTANDING. THE COUNTY CLERK HAS CERTIFIED THAT THERE ARE UNPAID CLAIMS TOTALING NONE.



DATED THIS 23rd DAY OF JANUARY 2012


SUE FLECK
LINCOLN COUNTY TREASURER




REBECCA J. ROSSELL
LINCOLN COUNTY CLERK

STATE OF NEBRASKA)
) SS
COUNTY OF LINCOLN)

I, SUE FLECK, COUNTY TREASURER IN AND FOR LINCOLN COUNTY, NEBRASKA
DO HEREBY CERTIFY THAT ACCORDING TO MY BEST KNOWLEDGE, THE ABOVE
AND FOREGOING BALANCES OR STATEMENTS ARE A TRUE AND COMPLETE
STATEMENT OF THE TREASURER OF LINCOLN COUNTY, NEBRASKA.






SUE FLECK
COUNTY TREASURER
LINCOLN COUNTY, NEBRASKA

STATE OF NEBRASKA)
) SS
COUNTY OF LINCOLN)

SUBSCRIBED AND SWORE TO BEFORE ME, THE UNDERSIGNED,
REBECCA J. ROSSELL, COUNTY CLERK IN AND FOR LINCOLN COUNTY,
NEBRASKA THIS 23rd DAY OF JANUARY 2012.





REBECCA J. ROSSELL
COUNTY CLERK
LINCOLN COUNTY, NEBRASKA

STATE OF NEBRASKA)
) SS
COUNTY OF LINCOLN)

WE, THE UNDERSIGNED COUNTY COMMISSIONERS IN AND FOR LINCOLN COUNTY, NEBRASKA, DO HEREBY CERTIFY THAT WE HAVE RECEIVED, REVIEWED, AND ORDERED FILED THE COLLECTIONS AND DISBURSEMENTS OF SUE FLECK, COUNTY TREASURER OF LINCOLN COUNTY, NEBRASKA.

DATED THIS 23RD DAY OF JANUARY, 2012

JOSEPH R. HEWGLEY
COUNTY COMMISSIONER

WILLIS D. ROETHEMEYER
COUNTY COMMISSIONER

DUANE K. DETERDING
COUNTY COMMISSIONER

Office of
Lincoln County Clerk
Rebecca J. Rossell



301 NORTH JEFFERS
NORTH PLATTE, NE 69101-3997
308-534-4350 Ext. 110
Email: clerk@co.lincoln.ne.us

SUE FLECK)
LINCOLN COUNTY TREASURER)
LINCOLN COUNTY)
STATE OF NEBRASKA)

I, REBECCA J. ROSSELL, COUNTY CLERK IN AND FOR THE COUNTY OF
LINCOLN, STATE OF NEBRASKA AND IN COMPLIANCE WITH SECTION 26-1002,
1935 SESSION LAWS OF THE STATE OF NEBRASKA, HEREBY CERTIFY THAT ON
THE DATE OF DECEMBER 15, 2011 THERE WERE, TO THE BEST OF MY
KNOWLEDGE AND BELIEF, NO CLAIMS ON FILE IN THE OFFICE OF THE
COUNTY CLERK OF SAID COUNTY AND STATE NOT APPROVED BY THE
COUNTY COMMISSIONERS OR UNPAID FOR VARIOUS REASONS.

WITNESS MY HAND AND OFFICIAL SEAL THIS 17th DAY OF DECEMBER, 2011.


REBECCA J. ROSSELL
LINCOLN COUNTY CLERK

FUND#	FUND NAME	BEGINNING BALANCE	COLLECTIONS	DISBURSEMENTS	FUND TRANSFERS	ENDING BALANCE
100	GENERAL FUND	2,474,804.39	5,769,263.18	5,171,927.59	407,568.14	2,664,571.84
200	COUNTY ROADS	41,342.03	1,232,308.53	1,570,886.95	450,000.00	152,763.61
700	ROAD BOND FUND	0.00	12.67	0.00	12.65	0.00
800	SPECIAL ROADS	102,985.79	682.67	5,454.62	0.00	98,213.84
985	CO ATTY CHILD SUPPORT INCENTIV	66,331.25	31,277.00	285.00	0.00	97,323.25
990	LODGING TAX FUND	107,331.44	272,128.93	299,961.03	0.00	79,499.34
995	LODGING TAX IMPROVEMENT FUND	568,365.15	250,157.66	25,000.00	0.00	793,722.81
1100	RE-APPRAISAL FUND	0.00	0.00	0.00	0.00	0.00
1275	SELF FUNDED INSURANCE FUND	151,164.41	86,004.42	43,740.46	0.00	193,428.37
1700	INSTITUTIONS FUND	46,060.56	25,745.04	55,144.14	0.00	16,661.46
1900	VETERANS AID FUND	30,345.24	2.26	0.00	0.00	30,347.50
2360	CO. DRUG LAW ENFORCEMENT	0.00	897.26	0.00	0.00	897.26
2410	FEDERAL FORFEITURE FUND	6,173.81	8,450.46	0.00	1,250.00	13,374.27
2411	LAW ENFORCEMENT GRANT FUND	0.00	0.00	0.00	0.00	0.00
2512	VICTIM'S ASSISTANCE PROGRAM	17,921.63	16,951.50	20,355.78	0.00	14,517.35
2605	COMMUNITY GRANT FUNDS	0.00	0.00	0.00	0.00	0.00
2700	INHERITANCE TAX FUND	2,153,837.11	425,722.42	0.00	0.00	2,579,559.53
2850	KENO LOTTERY	148,985.04	32,780.72	15,700.00	0.00	166,065.76
2970	JUVENILE FACILITY	0.00	15,372.00	0.00	0.00	0.00
3300	JAIL BOND FUND	1,006,781.25	668,835.52	844,957.80	0.00	830,658.97
4010	HANDICAPPED ACCESSIBILITY FUND	86,434.14	0.08	0.00	0.00	86,434.06
4050	COUNTY BUILDING FUND	542,165.54	126,035.35	54,717.06	0.00	613,483.83
4200	JAIL BUILDING FUND	1,535,096.84	7,072.52	783,251.76	0.00	758,917.60
4600	STOIX LOOKOUT INDIAN PROJECT	0.00	0.00	0.00	0.00	0.00
4920	PROPERTY TAX REIMBURSEMENT	0.00	0.00	0.00	0.00	0.00
5400	NOXIOUS WEED CONTROL	0.00	0.00	0.00	0.00	0.00
5501	HISTORICAL SOCIETY	41,194.51	0.00	0.00	41,194.51	0.00
6001	STATE GENERAL	0.00	0.00	0.00	0.00	0.00
6003	OVERLOAD FINES	17,928.00	71,193.75	78,620.25	0.00	10,501.50
6005	STATE HIGHWAY TRUST (MV REGIS	83,819.79	449,265.06	453,952.70	0.00	79,132.15
6006	DRIVERS LICENSE	8,107.75	45,379.25	46,178.75	0.00	7,308.25
6007	RECREATION RD.	7,465.50	35,925.00	38,085.00	0.00	5,305.50
6009	STATE SALES TAX	389,974.22	2,060,271.47	2,175,389.70	0.00	274,855.99
6010	SNOWMOBILE FUND	0.00	0.00	0.00	0.00	0.00
6013	GRAIN HAULING	580.00	142.50	722.50	0.00	0.00
6014	BOAT REGISTRATION	4,554.90	14,680.24	11,977.99	0.00	7,257.15
6017	LICENSE PLATE	25,895.60	123,407.00	133,096.30	0.00	16,206.30
6021	TIRE COLL.	657.00	3,253.00	3,523.00	0.00	387.00
6022	MISCELLANEOUS SALES TAX FUND W	0.00	0.00	0.00	0.00	0.00
6024	30 DAY LICENSE PLATES	0.00	0.00	0.00	0.00	0.00
6026	MESSAGE PLATES	2,400.00	0.00	0.00	0.00	2,400.00
6028	BOAT SALES TAX	16,543.62	13,009.94	13,916.19	0.00	1,493.75
6029	SPIRIT PLATES PROCEEDS FUND	758.08	48,765.93	64,092.85	0.00	1,216.70
6030	MOTOR VEHICLE FEE	38,323.57	196,043.47	4,375.55	0.00	764.68
6033	CERTIFICATE OF TITLE & LIENS	2,788.00	14,717.00	204,394.30	0.00	29,972.74
6034	WV EMERGENCY MEDICAL SYSTEM	2,488.50	11,975.00	15,400.00	0.00	2,105.00
6040	SPIRIT PLATE DMV	571.88	3,305.83	12,695.00	0.00	1,768.50
6044	ORGAN TISSUE DONOR FUND	97.00	511.00	3,300.85	0.00	576.86
6047	DMV SECURITY SURCHARGE	2,595.00	11,685.00	12,530.00	0.00	1,750.00
6048	IGNITION INTERLOCK DEVICE FUND	160.00	640.00	680.00	0.00	120.00
6050	DMV COMP & OPERATIONS CASH FND	15,608.50	73,723.75	78,204.00	0.00	11,128.25
6052	CONSUMER PROTECTION DIVISION	207.40	1,172.00	1,207.00	0.00	172.40
6053	STATE PATROL CASH FUND	468.35	2,645.30	2,724.75	0.00	389.10
6054	MOTOR VEHICLE IND LICENSE FUND	102.00	577.70	594.50	0.00	85.00
6055	D.M.V./TITLES	6,748.00	35,996.00	37,580.00	0.00	5,164.00

FUND#	FUND NAME	BEGINNING BALANCE	COLLECTIONS	DISBURSEMENTS	FUND TRANSFERS	ENDING BALANCE
6056	DMV GOLD STAR	0.00	0.00	0.00	0.00	0.00
6057	VETERANS CEMETERY	20.00	110.00	130.00	0.00	0.00
6058	HIGHWAY TRUST SPECIALITY	800.00	4,336.72	4,638.80	0.00	497.92
6059	DMV ORGANIZATION	0.00	0.00	0.00	0.00	0.00
6101	SCHOOL DIST. 1 GEN.	449,848.10	9,034,890.90	8,167,876.94	0.00	1,316,862.06
6103	SCHOOL DIST. 5 GEN.	6.18	3.38	9.56	0.00	0.00
6104	SCHOOL DIST. 6 GEN.	22,830.77	814,242.89	692,119.60	0.00	144,954.06
6105	SCHOOL DIST. 7 GEN.	28,641.46	814,118.11	656,055.40	0.00	186,704.17
6106	SCHOOL DIST. 8 GEN.	0.31	0.16	0.47	0.00	0.00
6107	SCHOOL DIST. PERKINS 20 GEN	4.29	2,270.57	766.53	0.00	1,508.33
6109	SCHOOL DIST. 36 GEN.	0.00	0.00	0.00	0.00	0.00
6110	SCHOOL DIST. 37 GEN.	17,704.22	1,488,573.24	1,330,874.42	0.00	175,403.04
6111	SCHOOL DIST. 39 GEN.	0.00	0.00	0.00	0.00	0.00
6112	SCHOOL DIST. 44 GEN.	4.34	2.37	5.71	0.00	0.00
6113	SCHOOL DIST. 55 GEN.	30,370.85	1,373,680.29	1,083,239.93	0.00	320,811.21
6115	SCHOOL DIST. 65 GEN.	8,051.89	914,428.75	771,583.16	0.00	150,897.48
6116	SCHOOL DIST. 82 GEN.	0.07	0.04	0.11	0.00	0.00
6120	SCHOOL DIST. KEITH 6 GEN.	10.55	1,026.28	1,013.12	0.00	23.71
6121	SCHOOL DIST. PERKINS 112 GEN.	0.00	0.00	0.00	0.00	0.00
6122	SCHOOL DIST. CUSTER 153 GEN.	0.00	0.00	0.00	0.00	0.00
6123	SCHOOL DIST. FRI 125 GEN.	1,071.63	243,956.80	229,790.07	0.00	15,238.36
6124	SCHOOL DIST. FR46 GEN.	9,736.21	594,907.83	470,085.90	0.00	134,557.34
6126	SCHOOL DIST. D 20 GEN.	4,799.87	196,450.79	158,668.46	0.00	42,582.20
6127	SCHOOL DIST. D100 GEN.	0.00	0.00	0.00	0.00	0.00
6128	SCHOOL DIST. C 89 GEN.	8,461.97	126,294.81	110,841.59	0.00	23,915.19
6129	SCHOOL DIST. LOGAN 1 GEN.	3,706.59	203,801.16	188,760.97	0.00	18,746.78
6130	SCHOOL DIST. D13 GEN.	0.00	0.00	0.00	0.00	0.00
6131	SCHOOL DIST. D27 GEN.	0.00	0.00	0.00	0.00	0.00
6132	SCHOOL DIST. D29 GEN.	0.00	0.00	0.00	0.00	0.00
6133	SCHOOL DIST. D22 GEN.	0.00	0.00	0.00	0.00	0.00
6134	SCHOOL DIST. D32 GEN.	0.00	0.00	0.00	0.00	0.00
6135	SCHOOL DIST. D81 GEN.	0.00	0.00	0.00	0.00	0.00
6136	SCHOOL DIST. C284 GEN	0.00	0.00	0.00	0.00	0.00
6137	SCHOOL DIST. M90 GEN	1,484.85	25,490.45	12,961.97	0.00	14,013.33
6138	SCHOOL DIST. TRYON #4 GEN	0.00	0.00	0.00	0.00	0.00
6139	SCHOOL DIST. HALL #7 GEN	0.00	0.00	0.00	0.00	0.00
6140	SCHOOL DIST. DAILY #26 GEN	0.00	0.00	0.00	0.00	0.00
6141	SCHOOL DIST. STARR #28 GEN	0.00	0.00	0.00	0.00	0.00
6142	SCHOOL DIST. RINGOLD #59 GEN	0.00	0.00	0.00	0.00	0.00
6143	S.D. CENTER VALLEY #12 GEN	0.00	0.00	0.00	0.00	0.00
6144	SCHOOL DIST. #F95 GEN	3,712.00	204,231.59	162,820.91	0.00	45,122.68
6145	SCHOOL DIST. #D15 GEN	0.00	0.00	0.00	0.00	0.00
6201	SCHOOL DIST. #ARTHUR 32 GEN	1,238,878.82	0.00	0.00	0.00	849,520.98
6202	SCHOOL DIST. #7 BOND	69,989.89	26,931.24	45,235.76	0.00	51,685.37
6203	SCHOOL DIST. #B6 BOND	258,246.63	150,347.64	243,837.50	0.00	164,756.77
6204	SCHOOL DIST. 37 BOND	0.00	0.00	0.00	0.00	0.00
6205	SCHOOL DIST. #55 BOND	276,487.91	159,137.84	226,288.75	2.03	209,339.02
6206	SCHOOL DIST. R65 BOND	220,740.21	48,477.28	117,347.52	0.25	165,870.22
6207	SCHOOL DIST. #44 BOND	57,447.06	62,243.00	82,248.75	0.00	23,441.31
6208	SCHOOL DIST. #55 BOND K-8	0.00	2.03	0.00	2.03	0.00
6209	SCHOOL DIST. P112 BOND	0.00	0.00	0.00	0.00	0.00
6210	SCHOOL DIST. #D20 BOND 9-12	375.90	23,475.58	19,055.11	0.00	4,796.37
6211	SCHOOL DIST. #D20 BOND K-8	257.04	14,964.26	12,575.08	0.00	2,646.22
6212	SCHOOL DIST. #R65 BOND K-8	0.00	0.25	0.00	0.25	0.00
6213	SCHOOL DIST. #37 BOND K-8	0.00	0.00	0.00	0.00	0.00

FUND#	FUND NAME	BEGINNING BALANCE	COLLECTIONS	DISBURSEMENTS	FUND TRANSFERS	ENDING BALANCE
6214	SCHOOL DIST K6 BOND K-8	0.51	285.64	286.15-	0.00	0.00
6215	SCHOOL DIST K6 BOND	0.00	0.00	0.00	0.00	0.00
6216	SCHOOL DIST #M90 BOND	0.00	0.00	0.00	0.00	0.00
6301	SCHOOL DIST 1 BLDG.	3,517.33	105,016.48	93,439.37-	0.00	15,094.44
6303	SCHOOL DIST 6 BLDG.	0.00	0.00	0.00	0.00	0.00
6304	SCHOOL DIST PERKINS 20 BLDG	0.49	321.34	88.34-	0.00	233.49
6306	SCHOOL DIST 37 BLDG.	31.69	3,993.72	4,010.11-	0.00	15.30
6307	SCHOOL DIST M90 BLDG.	0.00	0.00	0.00	0.00	0.00
6308	SCHOOL DIST 55 BLDG.	432.67	22,964.21	21,185.27-	0.00	2,211.61
6309	SCHOOL DIST 65 BLDG.	624.27	96,107.79	90,827.61-	0.00	5,904.45
6311	SCHOOL DIST FR46 BLDG.	0.00	2,036.27	0.00	0.00	2,036.27
6312	SCHOOL DIST #R65 CAPITAL IMP	155.56	4,868.10	3,339.04-	0.00	1,684.62
6313	SCHOOL DIST C 89 BLDG.	2.89	732.34	524.83-	0.00	210.40
6314	SCHOOL DIST KEITH 6 BLDG.	81.91	1,654.88	1,076.23-	0.00	660.56
6315	SCHOOL DIST PERK 112 BLDG.	0.00	0.00	0.00	0.00	0.00
6316	SCHOOL DIST LOGAN 1 BLDG.	78.00	0.00	6,819.04-	0.00	614.64
6317	SCHOOL DIST D100 BLDG.	0.00	7,355.68	0.00	0.00	0.00
6318	NORTH PLATTE - ASBESTOS FUND	0.00	0.00	0.00	0.00	0.00
6319	D100 ASBESTOS FUND	0.00	0.00	0.00	0.00	0.00
6320	BRADY-ASBESTOS FUND	0.00	0.00	0.00	0.00	0.00
6321	SUTHERLAND ASBESTOS	0.00	0.00	0.00	0.00	0.00
6322	WALLACE ASBESTOS	0.00	0.00	0.00	0.00	0.00
6323	DAW 20 ADA HAZARDOUS ASBESTOS	0.00	0.00	0.00	0.00	0.00
6324	SCHOOL DIST #F95 BLDG.	131.18	8,677.89	6,938.73-	0.00	1,870.34
6325	SCHOOL DIST #F125 BLDG.	0.00	0.00	0.00	0.00	0.00
6326	SCHOOL DIST #F125 BLDG.	0.00	0.00	0.00	0.00	0.00
6327	SCHOOL DIST #F125 CAPITAL PURPO	21.61	3,600.31	3,407.55-	0.00	214.37
6328	SCHOOL DIST #6 OCPUP	730.15	6.60	14,971.49-	0.00	5,089.76
6329	SCHOOL DIST #EP95 CAPITAL PURP	105.21	5,638.98	5,006.12-	0.00	738.07
6330	SD#1 CAPITAL IMPROVEMENT	3,371.87	103,165.08	91,707.70-	0.00	14,829.25
6331	SD#6 CAPITAL IMPROVEMENT	0.00	28,655.08	9,330.58-	0.00	19,324.50-
6332	SD#37 CAPITAL IMPROVEMENT	364.05	58,671.47	51,005.65-	0.00	8,029.87
6333	SD#55 CAPITAL IMPROVEMENT	0.00	4,490.15	0.00	0.00	4,490.15
6400	FINE & LICENSE	44,065.05	214,040.92	220,652.64-	0.00	37,453.33
6500	STATE APPORTIONMENT	0.00	0.00	0.00	0.00	0.00
6807	E.D. #1 PROPERTY TAX REIMBURSE	0.00	0.00	0.00	0.00	0.00
6900	ESU 16	6,150.68	198,927.99	169,100.17-	0.00	35,978.50
6901	ESU 15	101.31	11,646.60	9,488.31-	0.00	2,259.60
6902	ESU 10	177.13	4,851.85	4,005.23-	0.00	1,023.75
6903	ESU 16 TELECOMPUTING	0.00	0.00	0.00	0.00	0.00
6904	ESU 15 TELECOMPUTING	0.00	0.00	0.00	0.00	0.00
6905	ESU 10 TELECOMPUTING	0.00	0.00	0.00	0.00	0.00
6906	ESU 11	53.64	3,208.53	2,552.59-	0.00	0.00
6907	ESU 11 TELECOMPUTING	0.00	0.00	0.00	0.00	0.00
6908	E S U 11 BOND INSURANCE	16.23	957.92	772.32-	0.00	709.58
7100	MID PLAINS GENERAL	32,831.51	1,107,021.48	937,535.77-	0.00	202,317.83
7200	MID PLAINS SPECIAL	4,257.56	144,176.92	121,817.62-	0.00	26,616.86
7201	MID PLAINS ADA	940.78	31,438.61	26,894.00-	0.00	5,485.39
7300	TWIN PLATTE	27,206.39	875,804.41	749,041.41-	0.00	153,969.80
7301	MIDDLE REPUBLIC LB701 BOND	26.86	11,849.69	164.20-	0.00	11,712.35
7302	MIDDLE REPUBLIC LB701 BOND	0.00	0.00	0.00	0.00	0.00
7450	OCCUPATION TAX NRD LB701	6,441.28	234,928.85	102,737.87-	0.00	138,632.26
7500	ASHGROVE WELFLEET CEMETERY	3,503.92	2,247.75	5,248.11-	0.00	503.56

FUND#	FUND NAME	BEGINNING BALANCE	COLLECTIONS	DISBURSEMENTS	FUND TRANSFERS	ENDING BALANCE
7501	BRADY CEMETERY	1,605.65	1,393.14	1,500.00	0.00	1,498.79
7502	DICKENS CEMETERY	341.07	535.97	341.07	0.00	535.97
7503	GARFIELD CEMETERY	66.67	613.97	0.00	0.00	680.64
7504	GASLIN CEMETERY	66.75	783.19	0.00	0.00	849.94
7505	MIRIAM CEMETERY	1,840.76	872.00	1,600.00	0.00	1,112.76
7506	BECKHAM CEMETERY	1,897.01	694.42	0.00	0.00	2,673.43
7507	MORNING VIEW CEMETERY	3,897.22	13,114.69	4,093.47	0.00	12,918.44
7508	PLAINVIEW CEMETERY	119.32	2,789.91	0.00	0.00	2,909.23
7509	RIVERSIDE CEMETERY	82.84	3,668.52	0.00	0.00	3,751.36
7510	SUTHERLAND CEMETERY	173.28	11,442.82	0.00	0.00	11,616.10
7511	DICKENS CEMETERY SPECIAL ELECT	6,276.95	8,508.19	6,276.95	0.00	8,508.19
7513	RIVERSIDE CEMETERY WATER	7.28	368.91	0.00	0.00	376.19
7516	RIVERSIDE CEMETERY CAPITAL IMP	18.61	780.43	0.00	0.00	799.04
7700	ARNOLD FIRE GEN.	167.05	3,191.13	2,578.96	0.00	779.22
7701	BRADY FIRE GEN.	1,109.57	23,633.27	19,738.03	0.00	5,004.81
7702	CURTIS FIRE GEN.	22.82	1,887.19	1,529.95	0.00	380.06
7703	FARNAM FIRE GEN.	57.11	5,323.41	4,538.11	0.00	842.41
7704	GOTHENBURG FIRE GEN.	106.82	2,856.51	2,476.38	0.00	486.35
7705	HERSHEY FIRE GEN.	994.27	39,023.04	33,836.35	0.00	6,180.96
7706	MAYWOOD WELLFLEET FIRE GEN.	161.62	25,505.00	21,388.03	0.00	4,278.59
7707	MAXWELL FIRE GENERAL	510.05	22,571.88	18,294.25	0.00	4,278.68
7708	NORTH PLATTE FIRE GENERAL	1,889.79	101,978.59	90,947.74	0.00	12,920.64
7709	STAPLETON FIRE GEN.	61.38	4,029.62	3,419.47	0.00	671.53
7710	SUTHERLAND FIRE GEN.	248.95	28,400.02	21,575.49	0.00	7,073.48
7711	WALLACE FIRE GEN.	1,089.49	41,856.12	33,549.28	0.00	9,396.33
7802	MAYWOOD WELLFLEET FIRE SPEC.	0.00	0.00	0.00	0.00	0.00
7804	WALLACE FIRE BOND	296.56	10,560.41	6,876.98	0.00	3,979.99
7805	STAPLETON FIRE CAPITAL IMPROVE	24.88	1,633.31	1,386.00	0.00	3,272.19
7806	BRADY FIRE SPECIAL	0.00	0.00	0.00	0.00	0.00
7807	NP FIRE SPECIAL	0.00	0.00	0.00	0.00	0.00
7808	NP FIRE EMS	0.00	0.00	0.00	0.00	0.00
7809	WALLACE FIRE SINKING	0.00	0.00	0.00	0.00	0.00
7810	HERSHEY FIRE BOND	187.58	5,635.67	4,736.75	0.00	1,086.50
7811	FARNAM FIRE BOND	53.32	4,968.52	4,235.60	0.00	786.24
7812	CURTIS FIRE BOND	28.05	2,085.13	1,880.47	0.00	232.71
8100	GOTHENBURG HOSPITAL	213.58	11,045.55	8,645.34	0.00	2,613.79
8101	SUTHERLAND HOSPITAL	4,545.76	13,948.39	13,252.61	0.00	5,241.54
8201	GOTHENBURG HOSPITAL BOND	0.00	0.00	0.00	0.00	0.00
8450	DRAINAGE 1	25.25	8,495.16	0.00	0.00	8,520.41
8451	DRAINAGE 2	438.62	4,410.76	592.35	0.00	257.03
8460	BIRDWOOD IRRIGATION	479.36	8,670.17	5,592.35	0.00	3,557.17
8461	PLATTE VALLEY IRRIGATION	1,270.07	96,161.03	0.00	0.00	97,431.10
8462	KEITH & LINCOLN IRRIGATION	0.00	27,780.38	0.00	0.00	27,780.38
8463	SUBURBAN IRRIGATION	0.00	30,327.03	0.00	0.00	30,327.03
8600	BRADY GENERAL	2,574.91	32,827.20	31,156.65	0.00	4,245.46
8602	DICKENS GENERAL	0.00	0.00	0.00	0.00	0.00
8603	HERSHEY GENERAL	2,163.93	27,152.31	25,096.40	0.00	4,219.84
8605	HERSHEY PAVING	0.00	0.00	0.00	0.00	0.00
8606	MAXWELL GENERAL	0.00	16,987.57	17,445.99	0.00	0.00
8609	NORTH PLATTE GENERAL	1,705.72	16,747,204.84	1,604,000.00	0.00	1,247.30
8611	NORTH PLATTE BOND RETIREMENT	89,859.18	1,747,317.69	1,710,000.00	0.00	233,027.33
8612	NORTH PLATTE PENSING	1,394,442.64	310,717.34	1,710,000.00	0.00	458,760.33
8613	NORTH PLATTE PAVING	11,581.27	310,717.34	282,718.59	0.00	39,580.02
8614	NORTH PLATTE SIDEWALK	651,988.21	100,030.03	0.00	0.00	752,018.24
8615	NORTH PLATTE CITY WEED	76.07	0.00	0.00	0.00	76.07
		0.00	0.00	0.00	0.00	0.00

2011-2012 FUND BALANCE 6 MONTH ACCUMULATED REPORT
6 MONTH REPORT FROM JULY THROUGH DECEMBER

FUND#	FUND NAME	BEGINNING BALANCE	COLLECTIONS	DISBURSEMENTS	FUND TRANSFERS	ENDING BALANCE
8616	SUTHERLAND GENERAL	4,812.55	160,406.95	140,885.38	0.00	24,334.12
8617	MAXWELL CITY WEEDS	0.00	0.00	0.00	0.00	0.00
8618	MAXWELL WATER	0.00	7,750.10	7,750.10	0.00	0.00
8619	WALLACE GENERAL	2,054.65	23,844.72	20,553.36	0.00	5,346.01
8620	WELFLEET GENERAL	406.97	2,700.17	2,285.26	0.00	821.88
8621	VILLAGE OF WELFLEET MOWING	0.00	0.00	0.00	0.00	0.00
8622	HERSHEY SEWER & WATER BOND	0.00	0.00	0.00	0.00	0.00
8623	MAXWELL SEWER & WATER BOND	0.00	0.00	0.00	0.00	0.00
8624	WALLACE WATER	0.00	0.00	0.00	0.00	0.00
8625	SUTHERLAND CURB & GUTTER	0.00	0.00	0.00	0.00	0.00
8626	SUTHERLAND WATER EXTENSION	0.00	20,893.36	15,244.14	0.00	5,649.22
8627	SUTHERLAND STREET IMPROVEMENTS	0.00	11,993.47	9,843.25	0.00	3,174.04
8628	WALLACE BOND	1,023.82	0.00	0.00	0.00	0.00
8629	SUTHERLAND SEWER EXTENSION	0.00	75,322.49	64,936.56	0.00	11,919.55
8630	SUTHERLAND BOND	1,533.62	0.00	0.00	0.00	0.00
8701	WALLACE SEWER	0.00	0.00	0.00	0.00	0.00
9200	AG GENERAL	2,326.90	78,092.98	66,207.07	0.00	14,212.81
9201	AG SPECIAL	1,134.49	38,070.86	32,278.11	0.00	6,927.24
9450	NP AIRPORT AUTHORITY	10,318.72	277,540.34	250,325.54	2.22	37,531.31
9451	AIRPORT AUTHORITY DEBT SERVICE	4,422.97	115,744.03	107,406.67	0.00	12,760.33
9452	NP AIRPORT AUTH AERONAUTICS LO	4.83	5.15	10.75	2.22	1.45
9504	PARTIAL PAYMENT	11,823.32	102,469.55	108,385.09	0.00	5,907.78
9509	IN LIEU OF TAX HOLDING FUND	0.00	0.00	0.00	0.00	0.00
9510	SDHDI COZAD-DAW CO TREAS HOLD	0.00	578.52	0.00	0.00	578.52
9550	UNCLAIMED PROPERTIES	0.00	0.00	0.00	0.00	0.00
9560	CLEARING HOUSE FUND	500.00	0.00	0.00	0.00	500.00
9570	MISCELLANEOUS SALES TAX	0.00	0.00	0.00	0.00	0.00
10100	T I F (JOE NORRIS)	0.00	0.00	0.00	0.00	0.00
10110	T I F (CAMINO SUB 1-TP)	0.00	64,904.91	64,904.91	0.00	0.00
10120	T I F (B6 LANDS INSIDE)	0.00	0.00	0.00	0.00	0.00
10130	T I F (WAGNER SUB 1 TP)	0.00	6,183.08	6,183.08	0.00	0.00
10140	T I F (S55-37)	0.00	0.00	0.00	0.00	0.00
10150	T I F (HOLIDAY PLAZA 1TP)	0.00	53,503.63	53,503.63	0.00	0.00
10160	T I F (SIMON REPLAT 1 TP)	0.00	28,431.52	28,431.52	0.00	0.00
10170	T I F (WAL-MART DIST)	0.00	277,321.25	277,321.25	0.00	0.00
10180	T I F (PRO PRINTING)	0.00	8,112.57	8,112.57	0.00	0.00
10190	T I F (WILKINSON)	0.00	0.00	0.00	0.00	0.00
10200	T I F (MID AMERICA TRUCK)	0.00	14,603.99	14,603.99	0.00	0.00
10210	T I F (MENARD'S)	0.00	187,722.43	187,722.43	0.00	0.00
10220	T I F (CABELA'S)	0.00	11,749.16	11,749.16	0.00	0.00
10230	T I F (B6 BRADY VILLAGE)	883.54	1,735.79	2,619.33	0.00	0.00
10240	T I F (EAGLE ESTATES DEV) 1 TP	0.00	0.00	0.00	0.00	0.00
10250	T I F (SOUTHWEST IMP) 1 TP	0.00	0.00	0.00	0.00	0.00
GRAND TOTALS		14,831,569.79	38,228,535.81	36,761,280.33	0.00	16,298,825.27